

**Table 1
Comparison of Monthly Electric Bills ¹
Based on Rates Effective as of July, 2011**

Consumption	Lebanon Electric Utility	Average of IMPA Members	American Electric Power (AEP)	Duke Energy (Duke)	Indianapolis Powe & Light Co. (IPALCO)	Northern Indiana Power (NIPSCO)	Vectren Energy (Sigeco)	Boone REMC
Residential Bills								
500 kWh	\$46.99	\$51.57	\$45.72	\$62.83	\$55.68	\$58.55	\$83.05	\$82.18
1,000 kWh	\$87.21	\$95.44	\$84.65	\$104.61	\$88.85	\$110.36	\$155.10	\$130.76
1,500 kWh	\$123.62	\$137.57	\$123.57	\$141.55	\$122.03	\$162.16	\$227.15	\$179.34
2,000 kWh	\$160.03	\$178.49	\$162.50	\$178.48	\$155.20	\$213.98	\$299.20	\$227.92
Small Commercial / General Service								
Single Phase 3,000 kWh	\$264.63	\$292.33	\$283.32	\$285.04	\$308.80	\$389.07	\$352.49	\$325.09
Single Phase 7,500 kWh	\$609.23	\$679.96	\$697.80	\$600.52	\$738.93	\$871.96	\$965.49	\$762.32
Three Phase 15,000 kWh	\$1,266.06	\$1,318.66	\$1,388.61	\$1,126.30	\$1,372.23	\$1,676.76	\$1,990.82	
Three Phase 30,000 kWh	\$2,489.11	\$2,584.53	\$2,770.87	\$2,177.87	\$2,638.81	\$3,286.38	\$3,650.92	
Large Commercial / Industrial								
150 kW 60,000 kWh	\$4,390.91	\$5,067.13	\$3,995.05	\$4,989.40	\$4,510.63	\$4,765.01	\$6,780.95	
300 kW 120,000 kWh	\$8,781.83	\$7,952.50	\$7,952.50	\$9,963.80	\$8,917.93	\$9,530.01	\$10,879.44	
1,000 kW 400,000 kWh	\$29,272.76	\$26,420.60	\$26,420.60	\$33,177.66	\$27,915.87	\$31,766.71	\$35,914.80	
5,000 kW 2,500,000 kWh	\$164,891.82	\$147,961.50	\$147,961.50	\$182,157.32	\$157,353.17	\$179,658.46	\$211,180.00	

¹Source data for AEP, Duke, IPALCO, NIPSCO & Vectren bills: Effective Retail Electric Rate Tariffs and Riders from each individual utility website.
Bill amounts do not include sales tax.

**Comparison of Monthly Average Cost of Electricity (Cents per kWh)¹
Based on Rates in Effect on July 1, 2011**

Consumption		Lebanon Electric Utility	Average of IMPA Members	American Electric Power (AEP)	Duke Energy (Duke)	Indianapolis Powe & Light Co. (IPALCO)	Northern Indiana Power (NIPSCO)	Vectren Energy (Sigeco)	Boone REMC
Residential Bills									
500 kWh		9.40	10.31	9.14	12.57	11.14	11.71	16.61	16.43
1,000 kWh		8.72	9.54	8.47	10.46	8.89	11.04	15.51	13.08
1,500 kWh		8.24	9.17	8.24	9.44	8.14	10.81	15.14	11.96
2,000 kWh		8.00	8.92	8.13	8.92	7.76	10.70	14.96	11.40
Small Commercial / General Service									
Single Phase	3,000 kWh	8.82	9.74	9.44	9.50	10.29	12.97	11.75	10.84
Single Phase	7,500 kWh	8.12	9.07	9.30	8.01	9.85	11.63	12.87	10.16
Three Phase	15,000 kWh	8.44	8.79	9.26	7.51	9.15	11.18	13.27	
Three Phase	30,000 kWh	8.30	8.62	9.23	7.26	8.80	10.95	12.17	
Large Commercial / Industrial									
150 kW	60,000 kWh	7.32	8.45	6.66	8.32	7.52	7.94	11.30	
300 kW	120,000 kWh	7.32	6.63	6.63	8.30	7.43	7.94	9.07	
1,000 kW	400,000 kWh	7.32	6.61	6.61	8.29	6.98	7.94	8.98	
5,000 kW	2,500,000 kWh	6.60	5.92	5.92	7.29	6.29	7.19	8.45	

¹Source data for AEP, Duke, IPALCO, NIPSCO & Vectren bills: Effective Retail Electric Rate Tariffs and Riders from each individual utility website.
Bill amounts do not include sales tax.

Chart 1
Comparison of Residential Monthly Electric Bill (1,000 kWh)

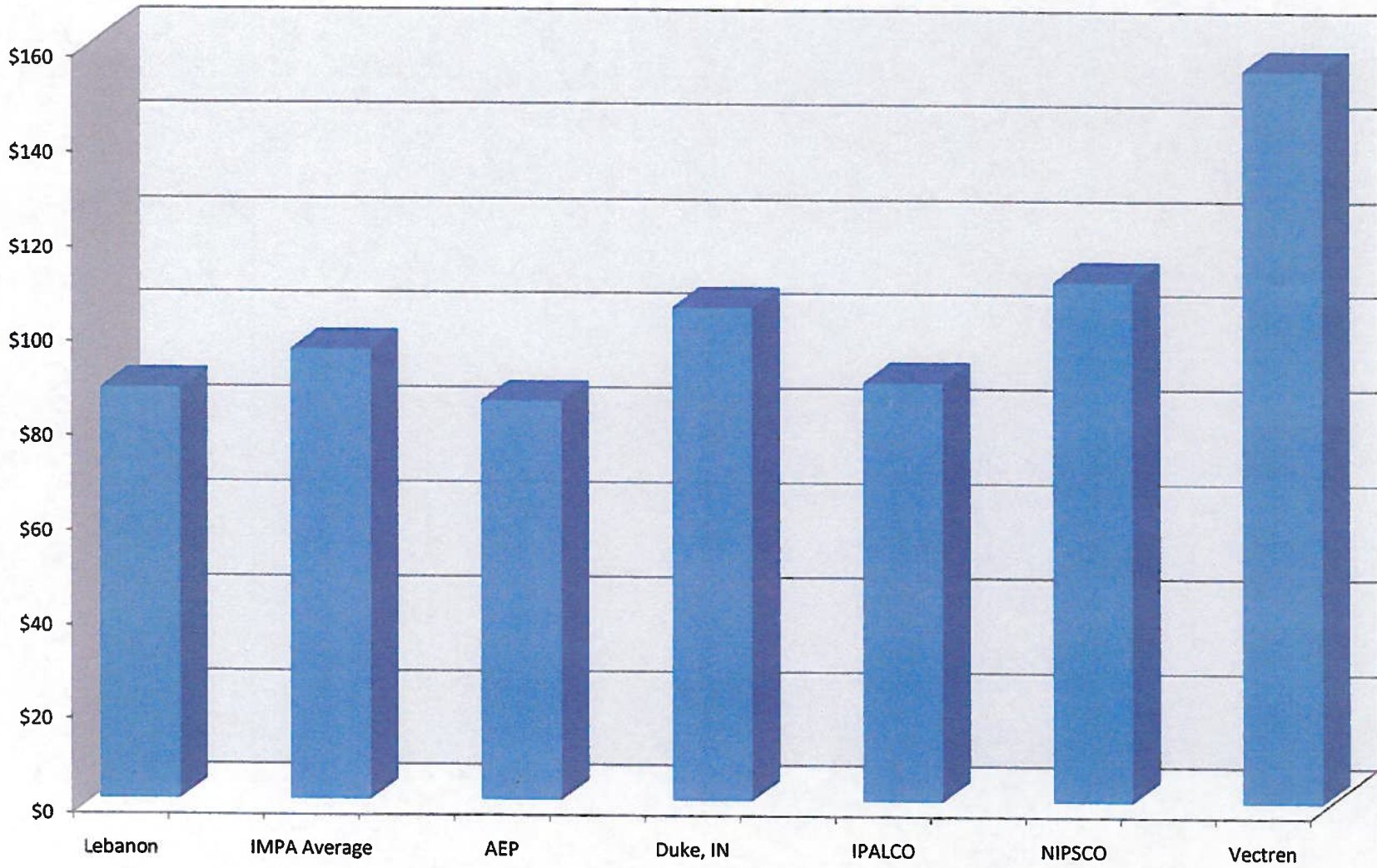


Chart 2
Comparison of Commercial Monthly Electric Bills (7,500 kWh)

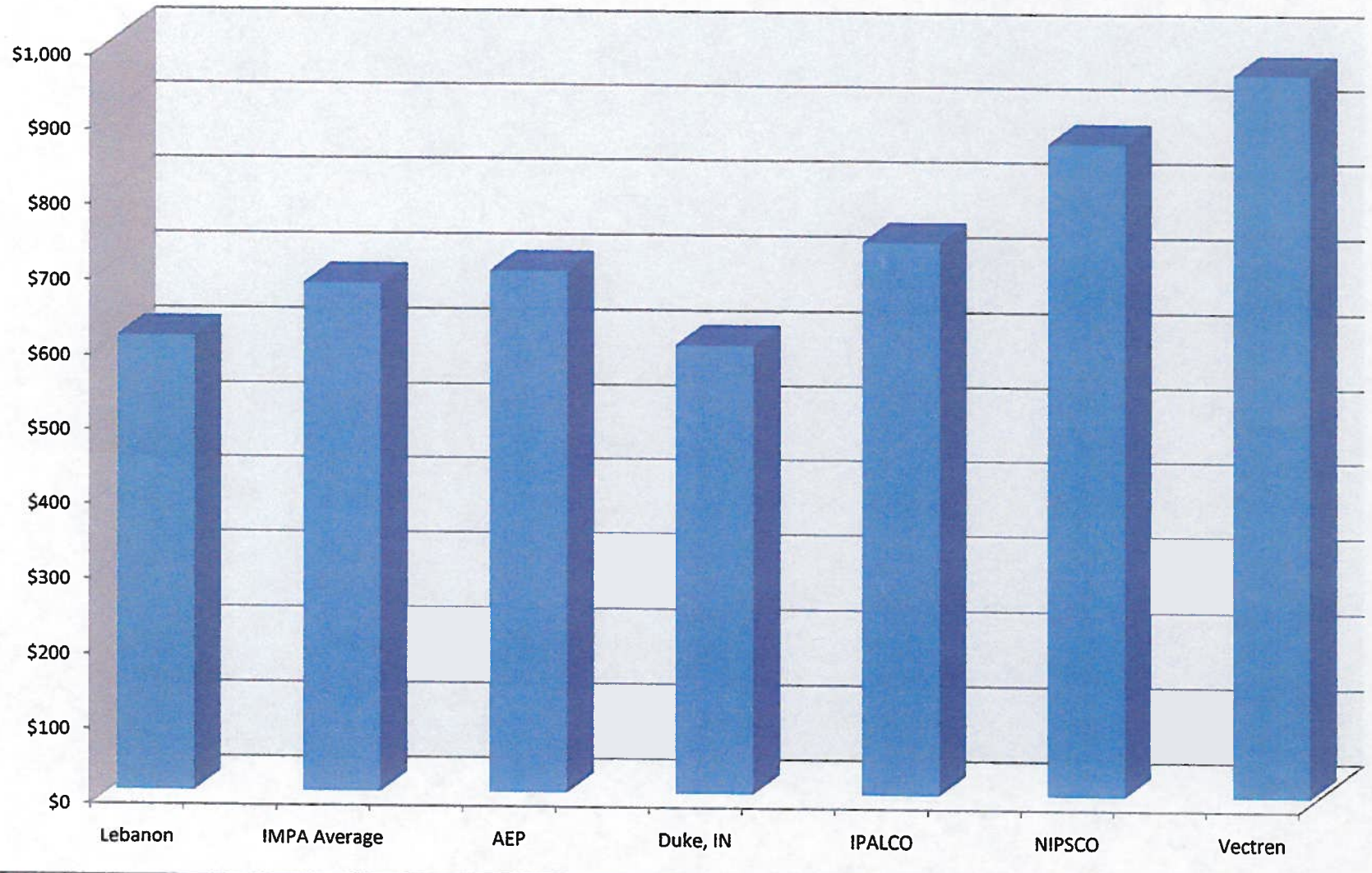


Chart 3
Comparison of Large Commercial Monthly Electric Bill (60,000 kWh)

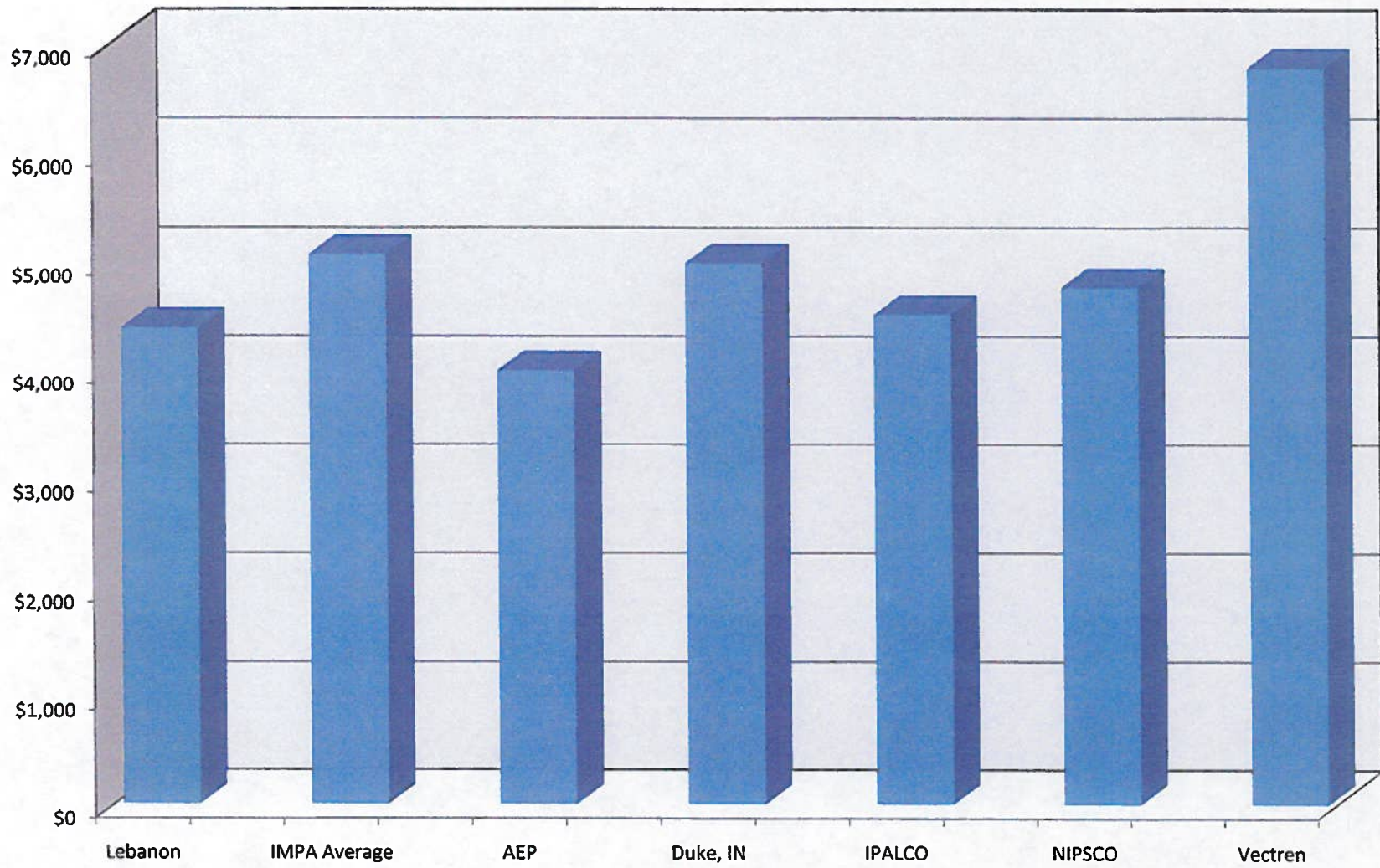


Chart 4
Historical Residential Charges for 1000 kWh

